

CARRIAGE HOUSE

COLLECTION



GarageDoorChamp.com

CARRIAGE HOUSE

COLLECTION

We Are Always Prepared to Handle Your



TOUGHEST
Garage Door Projects

GarageDoorChamp.com

**We Turn Your
Goals into
Actionable Results**

We bring together sophisticated timeless designs and modern automatic control systems to create the best balance of functionality, reliability and aesthetics.

CHAMPION

LiftMaster

GENIE

WiFi

Bluetooth

myQ

Enduring Style. Exceptional Quality.

For the perfect addition to your home's façade, explore the Carriage Collection from Champion Garage Doors.

The dimension and texture of carriage house garage doors can evoke an old-world aesthetic or elevate modern home design.

Available in wood, steel, fiberglass, or Accents Woodtones, overlay doors deliver curb appeal, thermal performance, and dependable operation.



Steel Overlay Carriage House shown in design 30 in white with optional stockton window designs, and plain glass.

Find Your Perfect Garage Door

The classic and stunning appearance of carriage house garage doors available in a variety of materials, designs and colors.



SHORELINE ACCENTS OVERLAY

These Accents Woodtones doors offer the classic appearance and texture of real wood overlays without the recurring maintenance.



OVERLAY CARRIAGE HOUSE

Featuring traditional designs and construction, these doors are available in



FLUSH CARRIAGE HOUSE

Get the look of carriage house overlays on a completely flat, smooth surface.




Shoreline shown in design 30, walnut accents woodtones with optional madison window designs, and plain glass.

SHORELINE ACCENTS OVERLAY





Shoreline shown in design 31, driftwood accents woodtones with optional arched stockton windows and tinted glass.



Shoreline shown in design 34, walnut accents woodtones with optional arched madison window designs, plain glass, and spade hardware.

Model Chart

BEST	
Panel Style / Model Number	
Overlay Carriage House	5602
Overlay Material	Textured wood grain molded polyurethane face boards
Section Construction	2.5in. Thick - 2-Sided Steel
Section Material	Heavy Duty / 27 Ga. Steel
Insulation Type	Polyurethane
	
 Thermal Rating	R-17.54
Personalizing Options	
Accents Woodtones	•
Windows	•
Faux Windows	•
Glass	•
Warranty	Limited Warranty



The Garage Door Panel Detail

Deep textured wood grain molded polyurethane face boards are laminated to the Accents woodgrain embossed steel sections that are designed using full color digital imaging to create the look of real wood.




Pictured above: Garage door design 11 shown in driftwood accents woodtones.

Picture left: Garage door panel detail design 34 shown in walnut accents woodtones.


Personalizing Options

For all options see page 14.

ACCENTS WOODTONES



DECORATIVE HARDWARE - PERMANENT



GarageDoorChamp.com



Steel Overlay Carriage House Garage Doors shown in design 32, white with optional arched stockton window designs, glue chip glass, and spade hardware.

STEEL OVERLAY CARRIAGE HOUSE






Steel Overlay Carriage House Garage Doors shown in design 34, sandstone with optional arched stockton window designs, plain glass, and wrought iron hardware.



Steel Overlay Carriage House Garage Doors shown in design 11, almond with optional arched stockton window designs, plain glass, and wrought iron hardware.

Model Comparison Chart

	BETTER	BEST
Panel Style / Model Number		
Overlay Carriage House	5300	5600
Overlay Material	XPS [Extruded Polystyrene] composite overlay face boards	
Section Construction	2.5in. Thick - 2-Sided Steel	
Section Material	Heavy Duty / 27 Ga. Steel	
Insulation Type	Polystyrene	Polyurethane
		
Thermal Rating	R-10.29	R-17.54
Personalizing Options		
Colors	•	•
2-Tone Colors	•	•
Windows	•	•
Faux Windows	•	•
Glass	•	•
Exterior Hardware	•	•
Warranty	Limited Lifetime Warranty	




Garage Door Panel Detail

XPS composite overlay face boards are laminated to wood-grained steel sections using high performance adhesives, then factory finished in one or two-toned options.

Personalizing Options

For all options see page 14.

COLORS



White



Almond



White / Almond



White / Sandstone



Sandstone



Bronze



White / Bronze

2-TONE COLORS

DECORATIVE HARDWARE - PERMANENT



Spade



Wrought Iron



Barcelona 1



Barcelona 2



Wood Overlay Carriage House Garage Doors Shown in design 32, cedar, field satined with optional madison window designs and seeded glass

WOOD OVERLAY CARRIAGE HOUSE



Wood Overlay Carriage House Garage Doors Shown in design 32, cedar, field satined with optional madison window designs and plain glass



Wood Overlay Carriage House Garage Doors Shown in design 31A, cedar, field satined with optional wrought iron handles

Model Comparison Chart

	BETTER	BEST
Panel Style / Model Number		
Overlay Carriage House	5400	5700
Overlay Material	Western Red Cedar or Fijian Mahogany	
Section Construction	2.5in. Thick - 2-Sided Steel	
Section Material	Heavy Duty / 27 Ga. Steel	
Insulation Type	Polystyrene	Polyurethane
		
Thermal Rating	R-10.78	R-18.03
		
Personalizing Options		
Wood	•	•
Windows	•	•
Faux Windows	•	•
Glass	•	•
Exterior Hardware	•	•
Warranty	Limited Lifetime Warranty	



Garage Door Panel Detail

Manufactured unfinished for field painting or staining, the wide tongue-and-groove, smooth wood overlay face boards are laminated to wood-grained steel sections with high performance adhesives.



Pictured above: Garage door design 11A shown in cedar.
Picture left: Garage door panel detail design 34 shown in cedar.

Personalizing Options

For all options see page 14.

WOOD



Cedar



Mahogany

DECORATIVE HARDWARE - PERMANENT



Spade



Wrought Iron



Barcelona 1



Barcelona 2

FIELD FINISHING



Unfinished wood doors must be finished prior to installation to maintain warranty coverage.



GarageDoorChamp.com



Fiberglass Overlay Carriage House Garage Doors shown in design 30, white with optional 4 piece arched stockton window designs and tinted glass.

FIBERGLASS OVERLAY CARRIAGE HOUSE







Fiberglass Overlay Carriage House Garage Doors shown in design 34, white with optional stockton window designs, tinted glass, and wrought iron hardware.



Fiberglass Overlay Carriage House Garage Doors shown in design 31, sandstone with optional arched stockton window designs and tinted glass.

Model Comparison Chart

	BETTER	BEST
Panel Style / Model Number		
Overlay Carriage House	5500	5800
Overlay Material	Fiberglass beadboard with XPS [Extruded Polystyrene] composite overlay face boards	
Section Construction	2.5in. Thick - 2-Sided Steel	
Section Material	Heavy Duty / 27 Ga. Steel	
Insulation Type	Polystyrene 	Polyurethane 
Thermal Rating	R-10.67 	R-17.92 
Personalizing Options		
Colors	•	•
Windows	•	•
Faux Windows	•	•
Glass	•	•
Exterior Hardware	•	•
Warranty	Limited Lifetime Warranty	



Pictured above: Garage door design 34 shown in sandstone.

Picture left: Garage door panel detail design 35 shown in white.

Garage Door Panel Detail

Impact-resistant fiberglass beadboard and XPS composite overlay face boards are laminated to wood-grained steel sections with high performance adhesives, then factory finished.



Personalizing Options


For all options see page14.

COLORS



White Almond Sandstone Bronze

DECORATIVE HARDWARE - PERMANENT



Spade Wrought Iron




Barcelona 1 Barcelona 2

GarageDoorChamp.com




Flush Carriage House Garage Doors shown in design 36, mahogany accents woodtones with optional stockton inserts, plain glass, and spade hardware.

FLUSH CARRIAGE HOUSE





Flush Carriage House Garage Doors shown in design 33, dark oak accents woodtones with optional madison inserts, tinted glass, and wrought iron hardware.



Flush Carriage House Garage Doors shown in design Design 32, sandstone.

Model Chart

BEST	
Panel Style / Model Number	
Flush Carriage House	5217
Face Design	Designs mimic overlay boards but are completely smooth
Section Construction	2in. thick flush sections - 2-sided steel
Section Material	Heavy Duty - 27 Ga. Steel
Insulation Type	Polyurethane
	
 Thermal Rating	R-17.54
Personalizing Options	
Colors	•
Accents Woodtones	•
Windows / Inserts	•
Glass	•
Designer Glass	•
Warranty	Limited 5-Year Warranty



Garage Door Panel Detail

High-resolution digital scans are used to create a non-repeating grain pattern that reflects the true color and appeal of real wood on a completely smooth surface.




Pictured above: Garage door design 34 shown in cedar accents woodtones.

Picture left: Garage door panel detail design 34 shown in cedar accents woodtones.

Personalizing Options

For all options see page 14.

COLORS



White Almond Sandstone

ACCENTS WOODTONES



Mahogany Cedar Dark Oak

DECORATIVE HARDWARE - PERMANENT



Spade Wrought Iron Barcelona 1 Barcelona 2

DECORATIVE HARDWARE - MAGNETIC



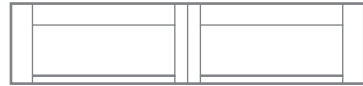
Spade Ashford Clavos

PERSONALIZING OPTIONS

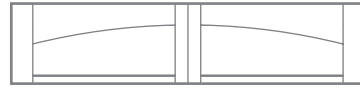
Not all options shown are available with every style.

We offer a variety of personalizing options to help your home stand out in your neighborhood. After choosing your garage door's style and color, add glass, window designs, or hardware to dramatically change the overall look of your garage door and add to your home's appeal.

Shoreline, Overlay, and Flush Carriage House TOP SECTION DESIGNS

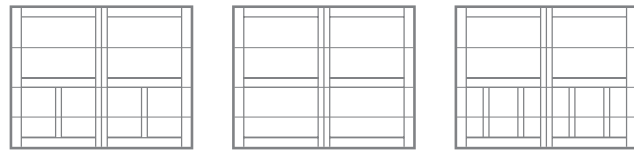


Squared Top

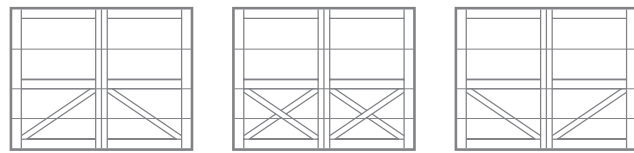


Arched Top

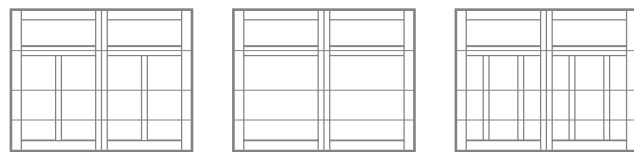
Shoreline and Overlay



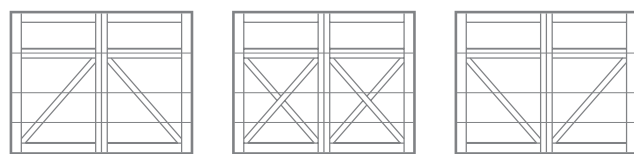
10 11 12



13 14 15

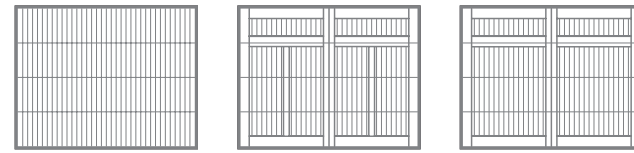


30 31 32

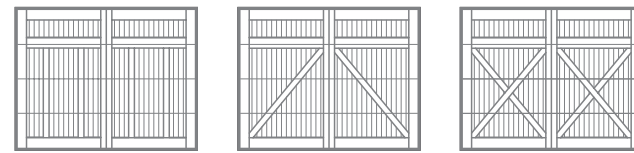


33 34 35

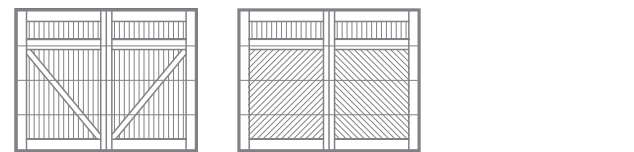
Flush Carriage House DESIGNS



29 30 31



32 33 34



35 36

Overlay Steel, Fiberglass and Flush Carriage House COLORS



White Almond Sandstone Bronze [Overlay only]

Overlay Steel 2-TONES



White / Almond White / Sandstone White / Bronze

Overlay Wood WOOD



Cedar Mahogany

Flush Carriage House ACCENTS WOODTONES



Mahogany Cedar



Dark Oak

Shoreline ACCENTS WOODTONES




Walnut Driftwood



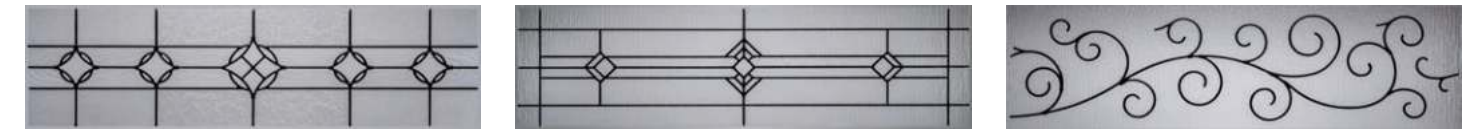
Cedar Dark Oak

Shoreline, Overlay, and Flush Carriage House GLASS



Plain Frosted Tinted Obscure Glue Chip Seeded

Flush Carriage House DESIGNER GLASS



Newport Temple Florence

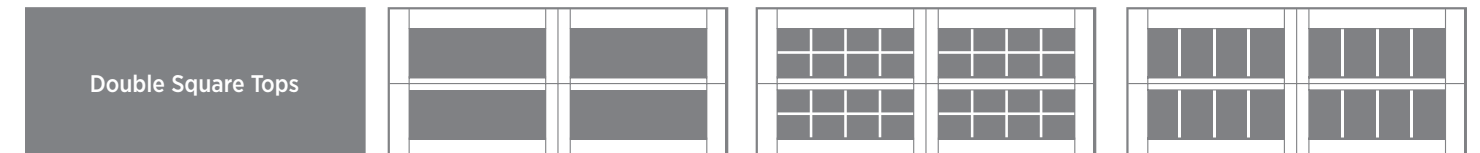
Shoreline and Overlay WINDOW DESIGNS 27in to 51in x 17in



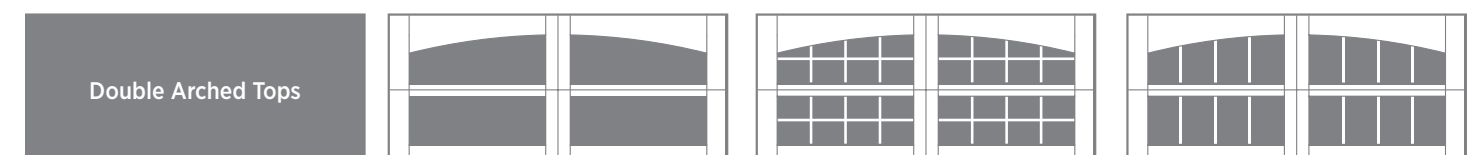
Single Square Tops



Single Arched Tops



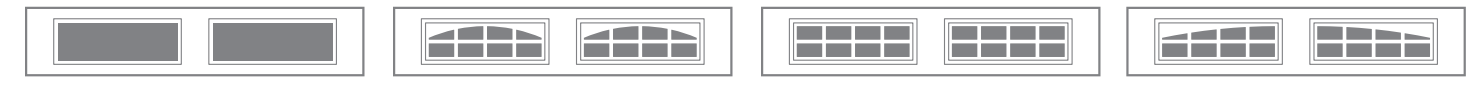
Double Square Tops



Double Arched Tops

Plain Stockton Madison

Flush Carriage House WINDOW INSERTS - OVERSIZED 42in x 15in



Plain Cascade Stockton Arched Stockton



Madison Arched Madison

Shoreline, Overlay, and Flush Carriage House DECORATIVE HARDWARE



Permanent Spade Wrought Iron Barcelona 1 Barcelona 2 Magnetic Flush Carriage House only. Spade Ashford Clavos