

Standard+ | Acadia 138

Polyurethane, R-16
Steel | Thickness: 1 3/4"

Polyurethane, R-12
Steel | Thickness: 1 3/8"

TRADITIONAL | CONTEMPORARY | CARRIAGE HOUSE



📞 714.709.8075

🌐 GARAGEDOORCHAMP.COM

SOUTHERN CALIFORNIA GARAGE DOOR EXPERTS

SERVICE ★ SALES ★ INSTALL ★ REPAIR

ALWAYS PREPARED TO HANDLE YOUR TOUGHEST GARAGE DOOR PROJECTS!



Superior performance

Get a product that exceeds your expectations. Our Standard+ and Acadia 138 garage door models, inspired by Canada's severe weather, are energy efficient as they are first and foremost weathertight. They are strong and constructed with long-lasting components, rigorously selected to give a flawless finish, both up close and at a distance.




One of the largest selections in the industry

With thousands of possible combinations, you are sure to find the garage door you are looking for. Select style, color and much more. Create and order the perfect door to enhance your house and be assured you're making the best decision.



A detailed quote for an informed choice

All the options you want can be quickly calculated then presented to you in a clear, illustrated quotation. Once your garage door has been chosen, your quotation is automatically transmitted to our factory to be precisely custom-crafted.





SECURE YOUR HOME WITH A RELIABLE GARAGE DOOR OPENER!



CHAMPION



LiftMaster

my**Q**

^ Shaker-Modern XL, 9' x 8', Black, Satin windows/ Coordinated with Soho entry door from Novatech's Shaker Collection

TRADITIONAL

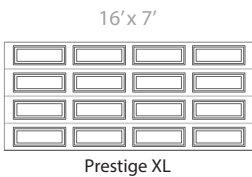
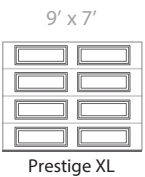
Standard+ | Acadia 138

Polyurethane, R-16
Steel | Thickness: 1 3/4"

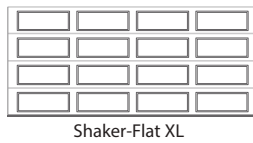
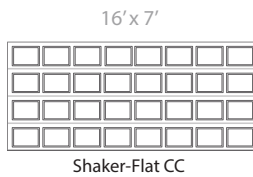
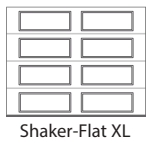
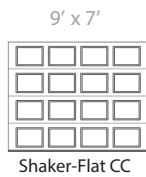
Polyurethane, R-12
Steel | Thickness: 1 3/8"

MODEL PATTERNS AND LAYOUTS

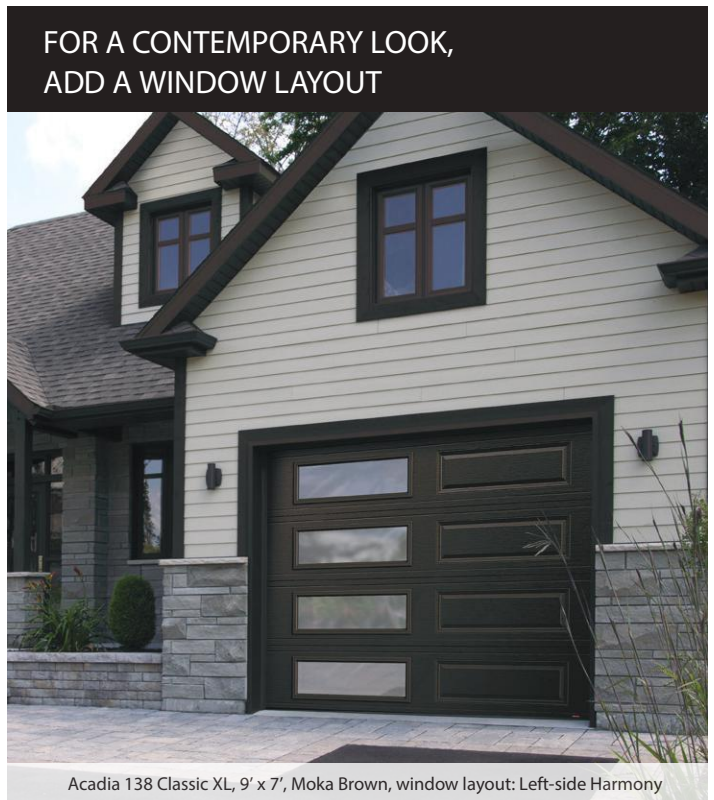
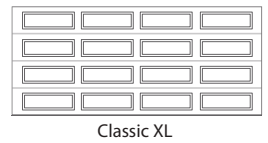
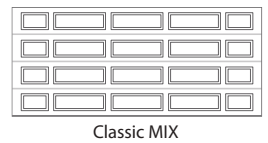
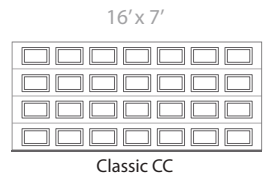
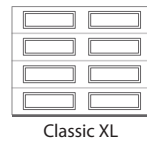
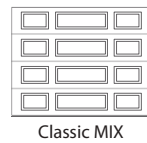
Prestige (40 1/2" x 15")



Shaker-Flat (21" x 15" and 40" x 15")



Classic (21" x 13" and 40" x 13")





Standard+ Prestige XL, 9' x 8', Moka Brown, Cachet Windows / Coordinated with Orleans entry door with Cachet stained glass from Novatech's Prestige Collection



Standard+ Shaker-Flat XL, 16' x 8', Desert Sand, 4 vertical lite Orion windows



Acadia 138 Classic CC, 9' x 7', Ice White, 4 lite Orion windows

CONTEMPORARY

Standard+

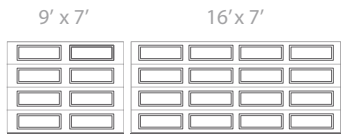

Polyurethane, R-16
Steel | Thickness: 1 3/4"

Acadia 138

Polyurethane, R-12
Steel | Thickness: 1 3/8"

MODEL PATTERNS AND LAYOUTS

Shaker-Modern (40 1/2" x 14")



Shaker-Modern XL Shaker-Modern XL

Vog® (40" x 1 1/4")





Vog Vog

Grooved (1" continuous lines)



Grooved Grooved

Flush



Flush Flush

Moderno (1/8" continuous lines)



Moderno Multi* Moderno Multi*



Moderno 2 beads Moderno 2 beads

* Moderno Multi is not available for R-12 construction.



ADD A WINDOW LAYOUT

Standard+ Moderno Multi, 16' x 8', Chocolate Walnut, window layout: Left-side Harmony



Standard+ Vog, 14' x 8', Chocolate Walnut, window layout: Right-side Harmony



Standard+ Flush, 10' x 7', Charcoal, Masterline windows
Coordinated with entry door from Novatech with Masterline glass



Standard+ Moderno Multi, 16' x 7', Black, Azur windows
Coordinated with entry door from Novatech with Azur glass

CARRIAGE HOUSE

Standard+

Polyurethane, R-16
Steel | Thickness: 1 1/4"

Acadia 138

Polyurethane, R-12
Steel | Thickness: 1 1/8"

MODEL PATTERNS AND LAYOUTS

North Hatley (19 3/4" x 15" always by pairs and 40 1/2" x 15")



Shaker-Flat (40 1/2" x 15", group of 4 small rectangles)




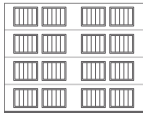


9' x 7'

16' x 7'

9' x 7'

16' x 7'





North Hatley SP

North Hatley SP

Shaker-Flat XS

Shaker-Flat XS



North Hatley LP

North Hatley LP

DECORATIVE HARDWARE

Handmade wrought iron texture



Lis



Door knockers

Slightly bumpy texture



Standard



Cottage



Standard+ Shaker-Flat XS, 9' x 7', Desert Sand, Clear windows



Standard+ Shaker-Flat XS, 9' x 8', Iron Ore Walnut, Clear windows





Standard+ North Hatley LP, 10' x 7', American Walnut, 4 vertical lite Orion windows



Standard+ North Hatley SP, 8' x 7', Ice White, windows with Richmond Arch Inserts

WINDOWS (21" x 13" or 40" x 13")¹

 All windows are available  Clear glass, Satin glass, Orion 4 lites, Orion 8 lites, and all Decorative inserts are available

Stained glass



Patina caming

3/5



Zinc caming

3/5

Privacy Level: **X/5**



Cachet

Orion³



This window has aluminum grids inserted between the two panes of glass.



4 lites



4 vertical lites



8 lites

³ For R-12 construction, the colors of grids are only available in White and Claystone.

Types of glass



Azur

3/5




Masterline

4/5




Chinchilla

4/5



Screen

4/5



Pinhead

4/5




Soft

4/5



Fluid

2/5



Glue Chip

3/5



Satin

4/5



Clear²

0/5

Decorative inserts



Decorative inserts are installed on the exterior side of the window (easy to remove).



Stockton



Cathedral



Cascade



Richmond



Richmond Arch



Double Stockton Arch



Prairie



Sherwood



Waterton



Williamsburg†



Williamsburg†

[†]For all the available Williamsburg Inserts, visit garaga.com/inserts

WINDOW LAYOUTS



Left-side Harmony



Outer Harmony

COLORS

Standard



Ice White



Desert Sand



Claystone




Dark Sand



Moka Brown¹

Premium²



Charcoal



Evergreen




Black



American Walnut



Chocolate Walnut



Iron Ore Walnut



¹Corresponds to GENTEK Commercial Brown #562

CONSTRUCTIONS

	Prestige XL	Shaker-Flat CC	Shaker-Flat XL	Classic CC	Classic MIX	Classic XL	Shaker-Modern XL	Vog	Moderno Multi	Moderno 2 beads	Grooved	Flush	North Hatley SP	North Hatley LP	Shaker-Flat XS
CONSTRUCTIONS															
R-16	*	*	*	*	*	*	*	*	*	*	*	*	*	*	*
R-12				*	*	*				*	*	*	*	*	*
COLORS															
Ice White	*	*	*	*	*	*	*	*	*	*	*	*	*	*	*
Desert Sand	*	*	*	*	*	*	*	*	*	*	*	*	*	*	*
Claystone	*	*	*	*	*	*	*	*	*	*	*	*	*	*	*
Dark Sand	*	*	*	*	*	*	*	*	*	*	*	*	*	*	*
Moka Brown	*	*	*	*	*	*	*	*	*	*	*	*	*	*	*
Charcoal	*	*	*	*	*	*	*	*	*	*	*	*	*	*	*
Evergreen				*	*	*			*	*	*	*	*	*	
Black	*	*	*	*	*	*	*	*	*	*	*	*	*	*	*
American Walnut	*	*	*	*	*	*	*	*	*	*	*	*	*	*	*
Chocolate Walnut	*	*	*	*	*	*	*	*	*	*	*	*	*	*	*
Iron Ore Walnut	*	*	*	*	*	*	*	*	*	*	*	*	*	*	*

* = Available colors for • = Available colors for only

SIZES

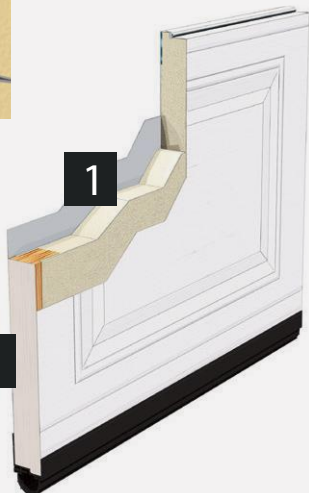
Widths from 8' to 18', in 1" increments. Heights from 6'6" to 8', in 3" increments
See your garage door dealer for more details on oversized doors available.

WARRANTY

Door sections: limited lifetime
Dura+ hardware: 2 years/ Value kit: 1 year
Weatherstripping: 1 year
Windows: 10 years against seal defects
1 year for thermal break



2



1

3

CONSTRUCTION THAT MAKES ALL THE DIFFERENCE

3 layers, polyurethane insulation and

- 1 Polyurethane insulation acts as a thermal break to prevent transfer of cold or heat
- 2 InterLok™ joints block air infiltration for superior thermal insulation
- 3 Wood end blocks are one of the most effective thermal breaks



To save energy, all components of a garage door must be taken into consideration (joints between sections, weatherstripping, end blocks, etc.) and not just its thermal resistance R-value as that only refers to the construction of the sections.

GARAGEDOORCHAMP.COM

TODAY'S LOOK!



Standard+ Vog, 10' x 7', Black, window layout: Left-side Harmony coordinated with Vog entry door from Novatech